






























Major indicators in 2020

	1,360	GDP (US\$ billion)	209	
	-2.4%	Real GDP growth (% year-on-year growth, yoy)	-2.1%	
	52,910	GDP per capita (US\$)	41,160	
	25.7	Population (million)	5.1	
	37.9	Median age	38.0	
	456.8 (-6.2%)	Total trade value (US\$ billion, % yoy growth)	74.5 (-7.4%)	

2020 Trade value between Australia/ New Zealand & other RCEP members (US\$ million, % change yoy)

Export from Australia		Export from New Zealand
\$6,927m, -2.1%		\$4,754m, -8.3%
\$90,503m, +1.4%		China  \$10,790m, -2.0%
\$19,093m, -21.9%		Japan  \$2,305m, +0.4%
\$12,982m, -4.8%		Korea  \$1,110m, -0.1%
\$5,427m, +2.6%		Singapore  \$671m, -1.0%
\$4,424m, +4.1%		Vietnam  \$533m, +2.0%
\$3,373m, -7.9%		Indonesia  \$696m, +1.7%
\$3,291m, -27.5%		Malaysia  \$682m, -1.7%
\$2,278m, -11.1%		Thailand  \$617m, -3.5%
\$1,156m, -40.2%		The Philippines  \$470m, -16.6%
\$117m, +20.6%		Myanmar  \$38m, +15.0%
\$85m, +132.6%		Brunei  \$4m, -10.3%
\$84m, +39.6%		Cambodia  \$10m, -2.6%
\$20m, +3.7%		Laos  \$1m, +33.0%

Source: IMF, United Nations, ITC Trade Map, compiled by HKLA

For and on behalf of:
Hong Kong Logistics Association
R&D Committee
Winnie Lo
<https://www.hkla.org.hk/>

Copyright 2021 Hong Kong Logistics Association.
All rights reserved. No part of this publication may be reproduced, distributed, or transmitted in any form or by any means, including photocopying, recording, or other electronic or mechanical, without the prior permission of the publisher, except in the case of brief quotations embodied in reviews and certain other non-commercial uses permitted by copyright law.
Any unauthorized reprint or use of this material is prohibited.

Disclaimer:
While all attempts have been made to verify the accuracy of the information provided in this publication, the author assumes no responsibility for any errors or omissions. Neither the author nor the publisher assumes any responsibility or liability whatsoever on behalf of the reader of this material. Any perceived slight of any individual or organization is purely unintentional. The information provided in this publication is designed to provide helpful information on the subjects discussed and should not be used to replace the specialized training and professional judgment. Neither the author nor the publisher can be held responsible for the use of the information provided within this publication. References are provided for informational purposes only and do not constitute endorsement of any websites or other sources. Readers should be aware that the websites listed in this publication may change.