

Regional Comprehensive Economic Partnership (RCEP)

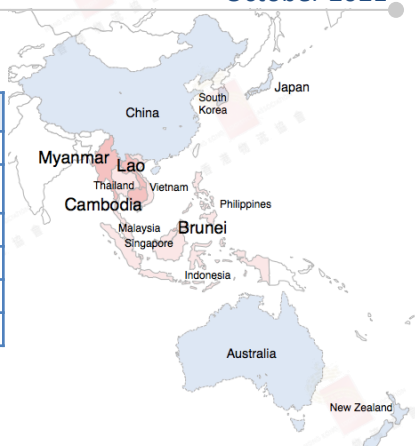
Issue 7: Brunei, Cambodia, Laos, Myanmar

October 2021

Major indicators 2020

	Brunei	Cambodia	Laos	Myanmar
GDP (US\$ billion)	12.02	25.95	19.08	81.26
- % share of total GDP of RCEP members*	0.05%	0.10%	0.07%	0.31%
GDP per capita (US\$)	26,090	1,660	2,630	1,530
RGDP growth (%)	1.2	-3.5	-0.4	3.2
Population (million)	0.46	15.68	7.27	53.2
Median age	32.3	25.6	24.4	29.0

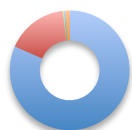
* Total GDP of RCEP members in 2020: US\$26,051 billion



Export and import value

Brunei

Export (2020): US\$6.6billion (-9% yoy)



- Mineral fuels, mineral oils and products of their distillation...
- Organic chemicals
- Machinery, mechanical appliances, nuclear reactors, boilers; parts thereof
- Optical, photographic, cinematographic, measuring, checking...
- Natural or cultured pearls, precious or semi-precious stones,...
- Others

Top 5 trading partners (2020, % share):

Japan (25.6%); Singapore (21.3%); China (17.7%); Malaysia (7.7%); India (5.3%)

Import (2020): US\$5.3billion (+4% yoy)



- Mineral fuels, mineral oils and products of their distillation...
- Machinery, mechanical appliances, nuclear reactors, boilers; parts thereof
- Articles of iron or steel
- Vehicles other than railway or tramway rolling stock, and parts and accessories thereof
- Electrical machinery and equipment and parts thereof...
- Others

Top 5 trading partners (2020, % share):

Malaysia (17.4%); Singapore (14.2%); China (10.8%); The UK (8.3%); Australia (5.6%)

Cambodia

Export (2020): US\$17.7billion (+20% yoy)



- Articles of apparel and clothing accessories
- Natural or cultured pearls, precious or semi-precious stones...
- Footwear, gaiters and the like; parts of such articles
- Articles of leather; saddlery and harness; travel goods, handbags and similar containers; articles ...
- Electrical machinery and equipment and parts thereof...
- Others

Top 5 trading partners (2020, % share):

The US (30.1%); Singapore (14.8%); China (6.1%); Japan (6.0%); Germany (5.5%)

Import (2020): US\$19.3billion (-5% yoy)



- Knitted or crocheted fabrics
- Mineral fuels, mineral oils and products of their distillation...
- Vehicles other than railway or tramway rolling stock, and parts and accessories thereof
- Machinery, mechanical appliances, nuclear reactors, boilers; parts thereof
- Electrical machinery and equipment and parts thereof...
- Others

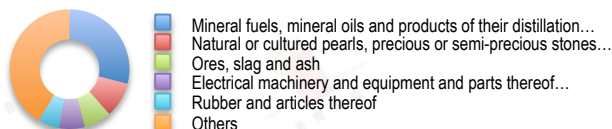
Top 5 trading partners (2020, % share):

China (36.8%); Thailand (14.9%); Vietnam (13.8%); Singapore (5.1%); Taiwan, China (3.9%)

Export and import value

Laos

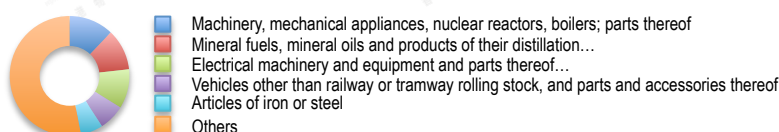
Export (2020): US\$6.7billion (+16% yoy)



Top 5 trading partners (2019, % share):

Thailand (41.4%); China (28.8%); Vietnam (18.2%); Japan (1.6%); India (1.6%)

Import (2020): US\$5.9billion (+2% yoy)

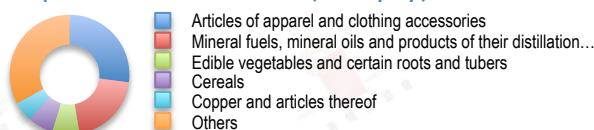


Top 5 trading partners (2019, % share):

Thailand (50.3%); China (29.0%); Vietnam (7.8%); Japan (2.0%); Singapore (1.5%)

Myanmar

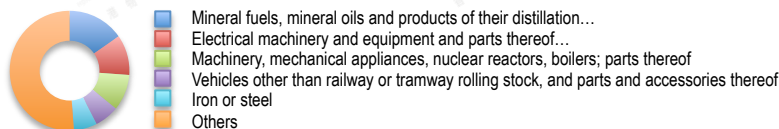
Export: US\$16.9billion (-6% yoy)



Top 5 trading partners (2020, % share):

China (31.8%); Thailand (17.8%); Japan (7.3%); The US (5.1%); Singapore (4.1%)

Import: US\$18.0billion (-3% yoy)



Top 5 trading partners (2020, % share):

China (36.3%); Singapore (13.7%); Thailand (10.7%); Indonesia (6.0%); Malaysia (5.6%)